


# CAMAG TLC VISUALIZER



The CAMAG TLC Visualizer documentation system captures images of TLC/HPTLC plates. Controlled by visionCATS, the TLC Visualizer can generate low-noise, high-dynamic-range images (HDRI) and supports a comprehensive set of image enhancement tools. Sophisticated algorithms ensure best image quality for identification of even the weakest zones. The system provides illumination with white light (remission, transmission or a combination of both), UV 254 nm and UV 366 nm.

## Key features

- UV tubes 254 nm
- UV tubes 366 nm
- White light tubes (remission, transmission or a combination of both)
- Complete exclusion of ambient light
- Automatic shut off for all UV illuminations protects the user from UV radiation
- Powerful high-resolution camera
- High frequency light sources ensure best light efficiency

WORLD LEADER IN  
PLANAR CHROMATOGRAPHY

**CAMAG**<sup>®</sup>  
WWW.CAMAG.COM

# IMAGING AND DOCUMENTATION SYSTEM FOR TLC AND HPTLC PLATES

The visual impression of a TLC/HPTLC plate showing all samples and standards side by side is one of the most convincing arguments for the technique. To reproducibly capture and digitally preserve that impression using various illumination modes is the essential purpose of a state-of-the-art documentation system. The CAMAG TLC Visualizer captures images that are of the best quality in the field.

With visionCATS HPTLC software, users can choose between the conventional plate- or an all new sample-oriented approach, that allows for creating virtual plates from tracks originating from different plates, for e.g. batch-to-batch comparison or long-term stability testing.

The following visionCATS packages are available:

- The Visualizer High-Resolution Documentation Package supports low-noise, high-dynamic-range images and includes a comprehensive set of Image Enhancement Tools, e.g. "exposure normalization" or "clarify". Together with sophisticated algorithms, the Visualizer High-Resolution Documentation Package ensures best image quality for identification of even weakest zones
- The Visualizer Comparison Viewer Package features a fully integrated Image Comparison Tool enabling to view data of multiple samples or detection modes from different analysis side by side. Samples can be re-arranged and compared to reference substances or samples, independent of their plate origin.
- The Visualizer Enhanced Evaluation Package features fully integrated image-based evaluation functionalities allowing for up to five different evaluations in one analysis file (e.g. plate after development and the same plate after derivatization). It contains the "VideoScan" functionalities.

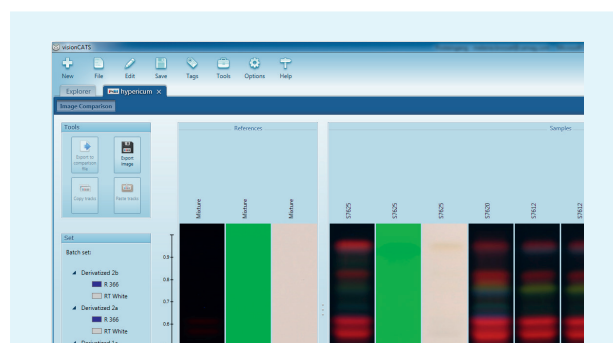


Image Comparison: side by side view of tracks originating from the same or different plates and/or different detection modes

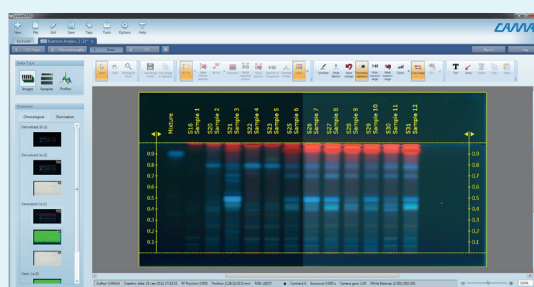
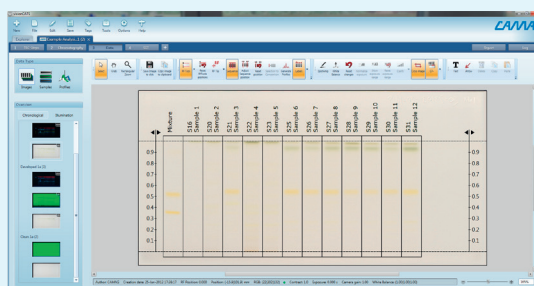


Image Enhancement: exposure normalization for visualization of weak zones (right) and original image (left)



All data gathered through the chromatographic process can be reviewed and processed in the Data View.

## Ordering Information

- 022.9780 CAMAG® TLC Visualizer Documentation System with 12 mm lens, without software
- 022.9781 CAMAG® TLC Visualizer Documentation System with 16 mm lens, without software
- 028.0000 CAMAG® TLC Software visionCATS: Basic Version  
Including access and control of all instruments - one server, one client; Instrument Diagnostics (xQ); analytical reports and access to HPTLC Method Library. Basic Version is not included in any Ultimate Package and needs to be purchased separately.
- 028.2000 CAMAG® HPTLC Software visionCATS: Visualizer Ultimate Package, incl.
  - 028.2100 Visualizer High-Resolution Documentation Package
  - 028.2200 Visualizer Comparison Viewer Package
  - 028.2300 Visualizer Enhanced Evaluation Package
 Basic Version 028.0000 has to be purchased separately.

Before installing visionCATS, please visit [www.camag.com/visionCATS](http://www.camag.com/visionCATS) for recommended system requirements and further information.

**CAMAG (Switzerland)**  
Sonnenmattstrasse 11  
4132 Muttenz  
+41 61 467 34 34  
info@camag.com

**CAMAG (Germany)**  
Bismarckstrasse 27-29  
12169 Berlin  
+49 30 516 555 0  
infoberlin@camag.com

**CAMAG Scientific (USA)**  
515 Cornelius Harnett Drive  
Wilmington, NC 28401  
(800) 334 3909  
tlc@camag.com

